

CONVEYOR BELT SAFETY SWITCH

FLOW SWITCH

CONVEYOR BELT 라인에 측정물의 유량 및 레벨을 측정하는 장치이다.

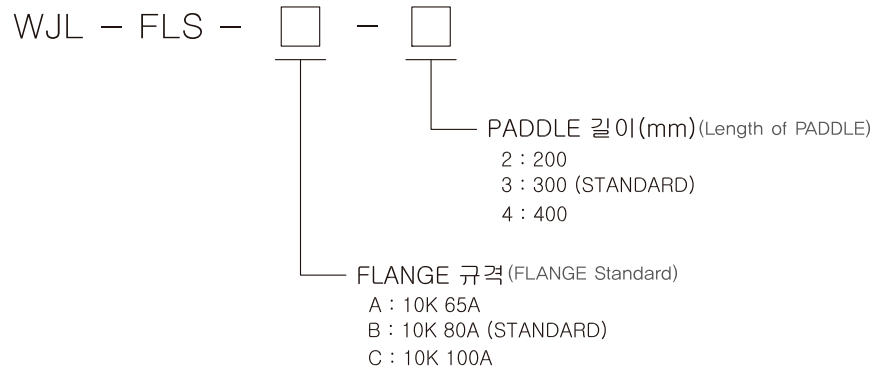
Flow Switch is a device that checks flow and level of measured objects in CONVEYOR BELT line.



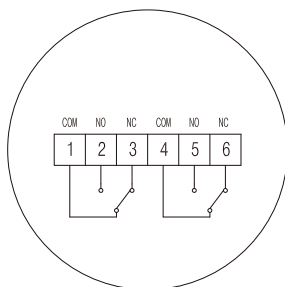
◆ 특징(Features)

- 방수, 방진 기능이 우수하다.
Excellence in water proof and vibration proof
- 본체는 일체형 구조로 설계된 알루미늄 제품으로 기계적강도가 우수하다.
Body is assembled structure aluminum product and excellence in strength of mechanical.
- PADDLE 재질은 현장조건에 따라 변경 사용이 가능하다.
Material of PADDLE can be changed depending on field condition.

◆ 제품선정(Product Selection)

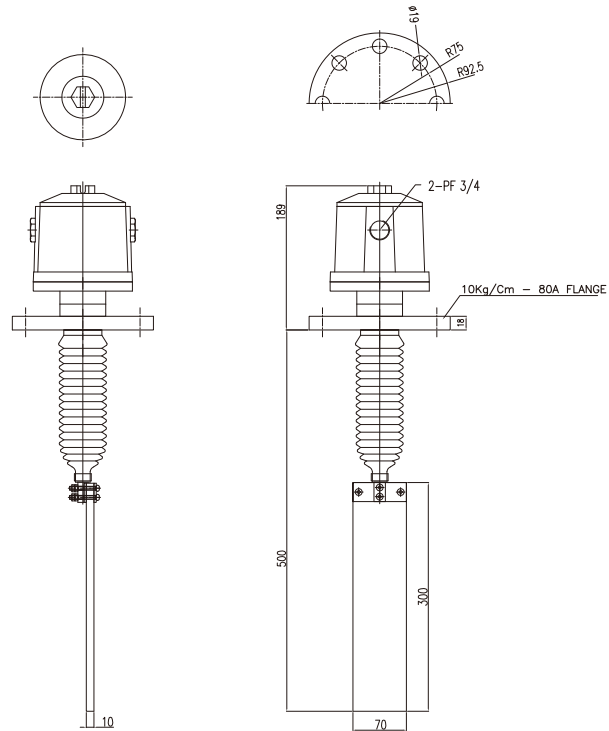


◆ 결선도(Connection)



| | |
|------------------------|-----------------|
| 접점출력 (Contacts output) | 2 C/O |
| 본체재질 (Body material) | 알루미늄 (Aluminum) |
| PADDLE 재질 (material) | URETHANE |
| 무 게 (Mass) | 6Kg |
| 동작각도 (Operation angle) | 15° (± 2°) |
| 색 상 (Color) | EX8816 - YW002 |

◆ 외형도(Outline Dimension)



◆ 설치 예(Installation Example)

